










What's your pronoun? Name tag meet and greet

 TIME	<p>15 minutes</p>
 No.	<p>15 to 25 participants</p>
 MATERIALS	<ul style="list-style-type: none"> • Adhesive name tag, pencils
 OBJECTIVES	<ul style="list-style-type: none"> • To understand the use of gender pronouns
 INSTRUCTION S STEP BY STEP	<ol style="list-style-type: none"> 1. Review the gender pronoun chart by Trans Student Educational Resources (TSER) as a class; 2. Students will fill out their adhesive name tag with their pronouns and attach it to their clothes; 3. Students will go around the room and introduce themselves to 5 of their classmates as a sort of meet and greet. They will ask each student the following question: “Can I ask what your pronouns are?” Other ways of asking an individual their pronouns respectfully are: “How would you like me to refer to you?” “How would you like to be addressed?”; 4. Students should respond: “My name is _____ and my pronouns are ____/____.”

 DISCUSSIONS	<p>Complete the activity by saying, “This may feel uncomfortable at first, but you do not want to say the wrong pronouns based on assumptions.”</p>
 HINTS	<p>-</p>
 THIS ACTIVITY ONLINE	<p>-</p>
 THEORY	<p>Pronouns are words we use in place of a name. For example: he/him/his is a gender-specific set of pronouns which is often associated with men or boys or those who identify as such. She/her/hers is a gender-specific set of pronouns that is generally associated with women or girls or those who identify as such. They/them/theirs is often considered a gender-neutral set of pronouns, often used for an individual who might not identify with a specific gender.</p> <p>These are just a few examples but there are many other gender-neutral pronouns that exist such as neopronouns like ze/zir/zirs. No matter the gender identity, all pronouns can be used for any gender and are gender neutral.</p> <p>Pronouns are an integral part of who we are and sharing your pronouns or asking for another person’s pronouns not only affirms one’s identity but creates a more inclusive and respectful environment for all.</p> <p>Source: Gender Pronouns - (transstudent.org)</p>

