








Sense of consensus

 TIME	<p>30 minutes</p>
 No.	<p>Unlimited number of participants</p>
 MATERIALS	<ul style="list-style-type: none"> • Room • Question and answer cards. <p><i>(Optional)</i></p> <ul style="list-style-type: none"> • Video Tea Consent Thames Valley Police, Tea consent, available in the following web page: https://www.youtube.com/watch?v=u7Nii5w2Fal • Video “No consent, no fairy tale” Amnesty International Canada, No consent, no fairy tale, available in the following web page: https://www.youtube.com/watch?v=-QJTqpydWFNA
 OBJECTIVES	<ul style="list-style-type: none"> • Offer a reflection and discussion space about the importance of consensus through fictionalized real-life situations that could evidence the lack of it. • Promote relationships based on consensus and respect, by learning to use an assertive communication that leaves room for consensus, and not the other one that coerces the other person • Learn that only “Yes” is “Yes”, considering also the non-verbal language as a communication channel to turn to in order to understand another person's desire. • Offer to young people an opportunity to reflect on the factors underlying sexual violence in order to prevent this type of situations in the future, and enhance the awareness of sexual consensus. • Improve everyone’s ability to take a stand against sexual violence, and build equal – happy and healthy relationships.
 INSTRUCTIO	<ol style="list-style-type: none"> 1. Introduce the activity by asking all participants the meaning of "consent", in the emotional relationship’s context. Ask them to provide examples of different types of consent on the paper board.

NS STEP BY
STEP

2. Divide the group in two: QUESTIONS group and ANSWERS group. Also, you can write "Question/Answer" in each card and draw two each turn;
3. Each couple should represent an improvised short scene about a common episode of consensus or discrimination. The scene will be driven according to the cards chosen (see them attached): one member of the couple will take the Question card and the other one the Answer card.
4. Question cards will include several different incisive and closed questions – they accept only a yes/no as an answer. The one making the questions can choose whether to insist or not, while the one answering them can consider its position answering using the words written in the card chosen.

Question examples:

- a. Do you want to go to the cinema?
- b. Will you have dinner with me?
- c. Could you send me a nude photo?
- d. Can I pet you?
- e. Could you give me your telephone number?
- f. Can I accompany you home?
- g. Would you like to meet for a coffee?
- h. Let's go to my place?
- i. Can I steal you a kiss?

Answer examples:


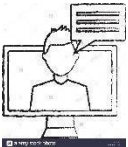

- j. Excuse me, I have to go.
- k. Yeeeeees! (effusively)
- l. Forget about it.
- m. I don't know
- n. No.
- o. No, no ad no.
- p. Maybe...
- q. Sure.
- r. Yes... (show insecurity with non-verbal language)
- s. Finally! Yes!
- t. Silence (avoidant look)
- u. I do not feel good.
- v. I am not sure...

5. Once the couple has performed the scene, invite the other participants to intervene, debating and commenting the situation represented, and if necessary, replacing one of the two "actors", literally taking their place.



DISCUSSION

- You can suggest the following questions to the group:
 - What is going on in these scenes?
 - Do you think they want the same thing?
 - How do you know it?
 - What is about to happen?

	<ul style="list-style-type: none"> You can propose to change the questions so that they are more respectful, given that you leave more room to the other person to express its true desire without feeling any kind of pressure or coercion. <p>Alternative questions;</p> <ul style="list-style-type: none"> - Is it okay for you if...? - I would really like to... - Could we talk about...? - Are you comfortable? - Do you still want to do it? - This is okay for you? - Do you need to stop? - Are you having fun? - What do you want to do next?
 <p>HINTS</p>	<p>You can create fake contexts where you can introduce the question/answer dialogue in order to facilitate the activity, for ex:</p> <p><i>“Caterina and Roberto have been dating for 6 months now. They have a good relationship and they feel totally in love. It’s Saturday night, and they went to a birthday party. They had a few beers and Roberto is trying to convince Caterina to leave the party and go to his place; his parents are away for the weekend and thus the house is free. Caterina is not convinced of going away with him, because she does not want to have sex. non è del tutto convinta di voler andare via con lui, perché non vuole fare sesso. He has been asking her all the past month. She feels bad, because she loves him and does not want to lose him.”</i></p>
 <p>THIS ACTIVITY ONLINE</p>	<p>You could write in chat – in private – the questions/answers to the couple members.</p>
 <p>THEORY</p>	<ul style="list-style-type: none"> Sexual consensus: <ul style="list-style-type: none"> → Must be freely-given: without pressure, coercion or intimidation → Must be referred to the present moment: a consent given in the past does not necessarily also apply to the present → Can be withdrawn at any time: when someone says "stop" you have to stop. → Must be explicit in words or in actions, and should be fully informed: ex. partners should agree on what type of protection to use

- Given in a comfortable atmosphere: if someone/a appears agitated/a or insecure/a, you have to stop and talk about it before going forward. Must be specific to each act: being agree on a certain type of relationship does not mean that you agree on everything.
- Given consciously: a person on drugs or alcohol cannot give legal consent.



Source: www.plannedparenthood.org

Gender-based assumptions, stereotypes or prejudices are dangerous because they continue to legitimize violence and establish that it is "normal" to think that:

- ★ It is permissible to insist on obtaining consent.
- ★ There is no need to keep on confirming the consent and wishes of the partner.
- ★ If you do not state a clear and firm "No", it means you can continue.
- ★ It is enough getting a "Yes" without considering non-verbal language.
- ★ "Conquer" means to insist
- ★ Silence can be a consensus.
- ★ Not resisting can mean consent
- ★ A short skirt or a sexy dress can prove consent
- ★ Being sexy proves a consensus
- ★ "I'm not sure" shows consensus

The concept of consent is based on verbal and non-verbal communication. Moreover, it's not just about asking permission, but also of listening to the answer.

Activity inspired in the following sources;

Violenza Sessuale / AIDOS.

<https://aidos.it/wp-content/uploads/2021/02/12-Violenza-Sessuale.pdf>

Manuale: Il consenso è condiviso

https://d21zrvtkxttd6ae.cloudfront.net/public/uploads/2020/09/loLoChiedo_manuale.pdf