










We are different yet all the same

 TIME	<p>About 10- 15 minutes</p>
 No.	<p>Any size</p>
 MATERIALS	<p>No materials needed</p>
 OBJECTIVES	<ul style="list-style-type: none"> • Similarities and differences • Group cohesion, vulnerability
 INSTRUCTIONS STEP BY STEP	<p>Divide the whole class into two groups. Line up the two groups about two meters apart, facing each others. Tell the participants that they need to step forward one step if the statement you read up load is true for them. And stay where they are if it does not apply to them. Once everybody has decided their place, have a look and step back to the line and decide about the next statement:</p> <ol style="list-style-type: none"> 1. I have been rejected by someone who I really fancied 2. I have been in love more than once 3. My parents have divorced 4. It is difficult for me to talk about my real feelings 5. Sometimes I blush

	<p>6. It has happened that I went into an intimate situation without any will</p> <p>7. I have experienced a "this person might be the love of my life" feeling</p> <p>8. I have cried because of a relationship</p> <p>9. It has happened that I regretted to have sex with someone</p> <p>10. I have been dumped</p>
 <p>DISCUSSIONS</p>	<p>At the end of the exercise you can ask the participants how they felt.</p>
 <p>HINTS</p>	<p>Feel free to extend or change the list!</p>
 <p>THIS ACTIVITY ONLINE</p>	<p>No</p>
 <p>THEORY</p>	<p>Vulnerabilty, showing our weaknesses in front of others.</p>

