










Sex Synoniems – word collection competition

 TIME	<p>30-45 minutes</p>
 No.	<p>Adaptable for 6-26 participants</p>
 MATERIALS	<ul style="list-style-type: none"> ● Small papers ● Markers, ● Timer
 OBJECTIVES	<ul style="list-style-type: none"> ● Breaking the ice- it is a funny, fast, ice-breaking exercise ● Raise the awareness of the importance of language in sexuality ● Explore different sexual vocabularies ● Explore / learn the sexual vocabulary of participants ● Breaking taboos by beginning using loudly sexual words in the group
 INSTRUCTION S STEP BY STEP	<p>It is important that this activity should happen in a fast and funny way. We organise a WORD COLLECTING COMPETITION. Form four groups, each group has a paper that is divided into 4 parts.</p> <p>Each group has to use a different language:</p> <ol style="list-style-type: none"> 1. Children's language, 2. Medical language, 3. Literature language, 4. Slang.

	<p>We are going to collect sex related words. Who has the most words is going to be the champion of sexuality. 😊</p> <p>Use timer: give only 1 or 2 minutes for the groups to collect the words. Define an award to the champion. 2. In 1 minute, each group should collect as many synonyms as you can of a given word: pussy, penis, sex, anus (optional). After each round the language group rotates so each group can try each language register. When one word round is finished each group reads loudly their words. Give the opportunity to read all the words have been collected.</p>
 <p>DISCUSSIONS</p>	<p>Ask participants how did they feel themselves during the activity. Discuss how easy or difficult it was to collect the words. Discuss taboos. It's important to have a good summary at the end: what words we have, which are the diverse registers, how to find common language words.</p>
 <p>HINTS</p>	<p>If you use this activity with children you might want to reformulate the task: instead of 'medical language' you would say: when you are at the doctor. ..</p> <p>There is a 'second' part of this activity with pictures. You can play this activity without the second one but the 'How can I call you?' activity can be preferably done with this one as intro, first.</p>
 <p>THIS ACTIVITY ONLINE</p>	<p>You can make the activity online using break out rooms and / or Jamboard.</p>
 <p>THEORY</p>	<p>This activity has been developed by Dora Mester, Attila Andics, Gyorgyi Sellei @ Ars Erotica Foundation</p>

