










Where is the place for sex in education?

 TIME	<p>60-90 minutes</p>
 No.	<p>Adaptable for 12-25 participants</p>
 MATERIALS	<ul style="list-style-type: none"> • 4 tables with prepared papers, each with the age groups, namely four different: : 6-9, 9-12, 12-15, 15-18 • A3 or bigger paper, coloured pen, markers
 OBJECTIVES	<ul style="list-style-type: none"> • Brainstorm in small groups about the needs for sexual education in a school setting. • It is crucial in this exercise that participants represents all the different stake holders involved in sex education but not only talking ,in the name' of a child or a parent – but putting themselves in the role – that role play would improve empathy and serves for making a more precise needs assessment. • We collect also ideas how participants (professionals) imagine a sex-ed curriculum based on their needs / knowledge / practice.
 INSTRUCTION S STEP BY STEP	<ol style="list-style-type: none"> 1. We have four tables with the age groups: 6-9, 9-12, 12-15, 15-18. 2. Participants can choose with which age group they will work. 3. There are concrete roles in each group: one child, one parent, one teacher. All of these roles should be represented in each group. 4. Instruction: begin to collect on the big paper all kinds of words, ideas, free associations about sexual education in your group. Important! You can talk only from your role. If you are a 'child' you have to represent the child's perspective. Try to collect all kinds of words: feelings, memories, questions, topics – free collection.

	<p>5. If the groups are finished with the free associations everyone ,comes out' of the role and all groups have to make list of 8 topics what should be part of sexual education for that age group they represent at their table.</p> <p>6. All groups present their work in plenary.</p>
 <p>DISCUSSIONS</p>	
 <p>HINTS</p>	<p>If you have time, it is worth it to discuss not only the curricula but also how it went when the groups were brainstorming in a role play. The collection of free associations is a valuable input / source for further work.</p>
 <p>THIS ACTIVITY ONLINE</p>	<p>You can make the activity online using break out rooms and / or Jamboard.</p>
 <p>THEORY</p>	<p>Source> this activity has been developed by Dora Mester, Attila Andics, Gyorgyi Sellei @ Ars Erotica Foundation</p>

